

# OWNER'S MANUAL

## AIM Monitor LCR Home Theater Monitors

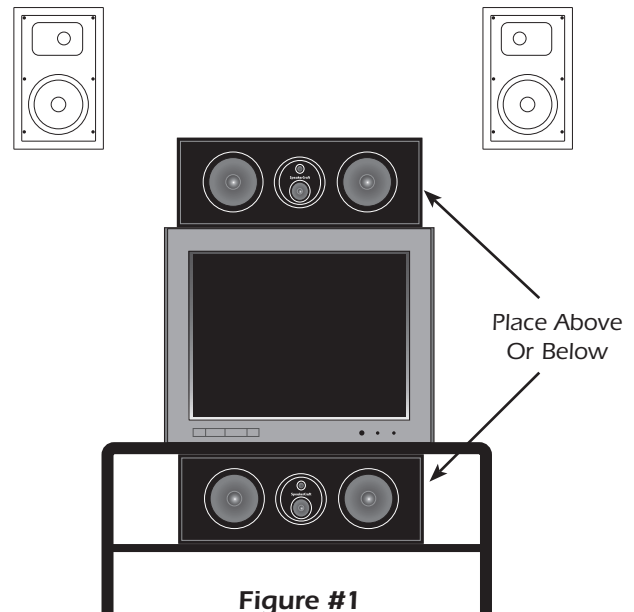
Congratulations on your purchase of SpeakerCraft's AIM Monitor LCR Speaker. The AIM Monitor LCR has been timbre matched to SpeakerCraft's MT and CRS series Speakers, providing an outstanding home theater experience.

### SPEAKER PLACEMENT

The AIM Monitor LCR speaker can be used in any position of a home theater speaker system. A single AIM Monitor LCR can be used for the front center channel, or a pair can be used for front or rear left and right. Because the AIM Monitor LCR speaker is magnetically shielded, it is perfectly safe to place it close to the television.

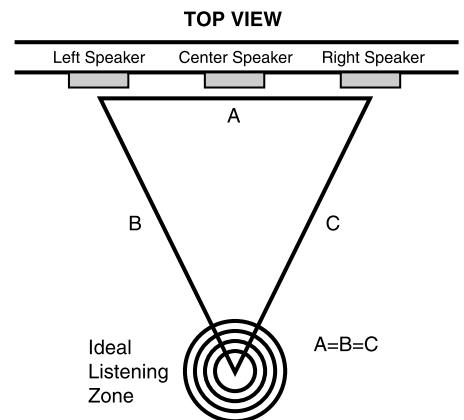
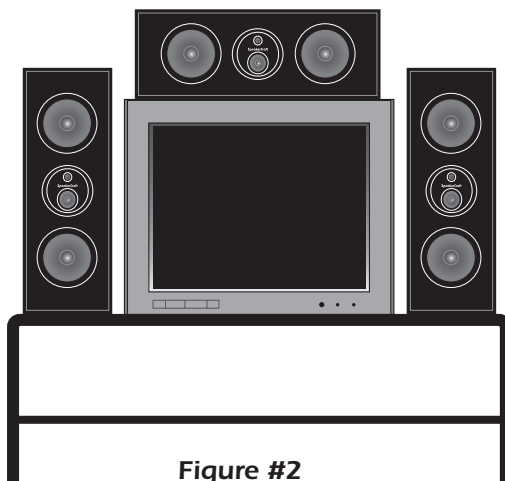
#### Use as a Center Channel Speaker

The AIM Monitor LCR has been designed to blend seamlessly with SpeakerCraft architectural in-wall and in-ceiling speakers, specifically the Mirror Image Technology (MT) Series. With the cabinet positioned horizontally, place the AIM Monitor LCR as close to the screen as possible. This most often means it will need to be placed directly on top of or just below the television with the front of the cabinet as far forward as possible, preferably flush with the screen. Vertically lining up the cabinet with the left and right speakers while not necessary, will improve the performance. (Figure #1)



#### Use as Front Left and Right Speakers

When using the AIM Monitor LCR for front left and right speakers, the cabinets should be positioned vertically with the tweeter towards the screen. (Figure #2) Best results are achieved when the left, right and center channel speakers are all the same distance away from the listener. The front left and right speakers should be placed so that they form an equilateral triangle, with the listener at one point and each speaker at the other two. (Figure #3)



SpeakerCraft®

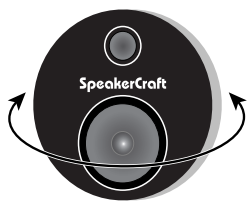
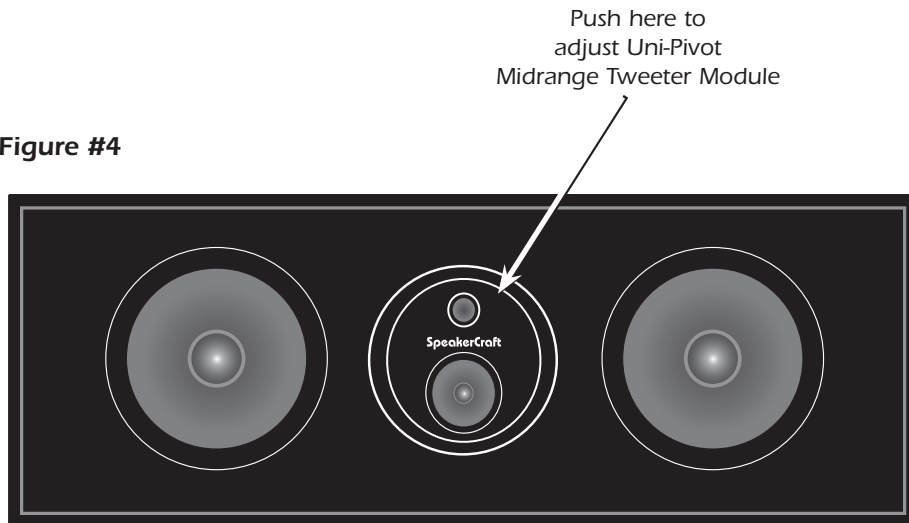
## SPEAKER ADJUSTMENTS

### Uni-Pivot Midrange / Tweeter Module

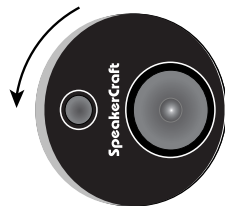
The Uni-Pivot can be used to best direct the critical high frequencies towards the listener. The Uni-Pivot easily rotates and pivots to almost any position desired. (See Diagram 8) Simply apply pressure with fingertips to the outer surface of the Uni-Pivot and rotate to the desired position. The Uni-Pivot should never be rotated more than 90° in a clockwise or counterclockwise direction.

**CAUTION:** Be sure not to apply pressure to the tweeter dome, as permanent damage will probably occur.

Figure #4



Rotates Left to Right



Rotates Down



Rotates Up

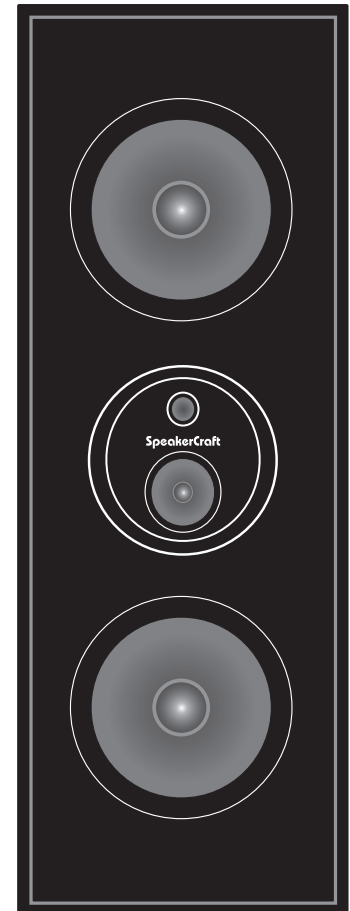


Diagram 5

- If the speakers are being used as main front channels, the Uni-Pivot should be angled towards the listener.
- If the speakers are being used for rear surround channels, you may wish to point the Uni-Pivot away from the listener to achieve a more diffused sound.
- If is mounted vertically, the Uni-Pivot can be rotated to stand in an upright position. (See Diagram 5)

## SPEAKER INSTALLATION

### Attaching Self-Adhesive Isolation Pads

Once you have decided on the placement of the LCR following the above guidelines, attach the enclosed pads at each corner of the side that is placed down.

### Wiring the Speaker

Attach the speaker cable (observing the proper polarity with your amplifier, + to + and - to -).

## SPEAKER SPECIFICATIONS

### Monitor One LCR

- Shelf Mounted cabinet speaker
- Black Ash Cabinet
- Two Each 6½" Polypropylene Woofer
- One Each 2½" Polypropylene Uni-Pivot Midrange
- One Each ¾" Treated Silk Dome Uni-Pivot Tweeter
- 5-way Gold Binding Posts
- Fully Shielded
- Timbre Matched to MT One and CRS One 6" and 8" Series Speakers
- Dimensions: H8¼"w/Feet x D10¼"w/Grille x L20½"
- Power Recommendation: 5-120 watts
- Impedance: 8 ohm
- Frequency Response: 44Hz - 20kHz ± 3dB
- Efficiency: 90dB

### Monitor Three LCR

- Shelf Mounted cabinet speaker
- Black Ash Cabinet
- Two Each 6½" Aluminum Woofer
- One Each 1" Aluminum Dome Uni-Pivot Tweeter
- One each 2½" Aluminum Dome Uni-Pivot Midrange
- 5-way Gold Binding Posts
- Fully Shielded
- Timbre Matched to MT Three and CRS Three 6" and 8" Series Speakers
- Dimensions: H8¼"w/Feet x D10¼"w/Grille x L20½"
- Power Recommendation: 5-140 watts
- Impedance: 8 ohm
- Frequency Response: 38Hz - 20kHz ± 3dB
- Efficiency: 91dB

### Monitor Four LCR

- Shelf Mounted cabinet speaker
- Black Ash Cabinet
- Two Each 8" Aluminum/Magnesium Woofer
- One Each 1" Aluminum/Magnesium Dome Uni-Pivot Tweeter
- One Each 2½" Aluminum/Magnesium Dome Uni-Pivot Midrange
- 5-way Gold Binding Posts
- Fully Shielded
- Timbre Matched to MT Three and CRS Three 6" and 8" Series Speakers
- Dimensions: H10¼"w/Feet x D10¼"w/Grille x L25"
- Power Recommendation: 5-220 watts
- Impedance: 8 ohm
- Frequency Response: 35Hz - 20kHz ± 3dB
- Efficiency: 93dB

In our attempt to constantly improve our products, features and specifications are subject to change without notice.

## LIMITED LIFETIME WARRANTY

SpeakerCraft Inc. warrants to the original retail purchaser only that this SpeakerCraft product will be free from defects in materials and workmanship, provided the speaker was purchased from a SpeakerCraft Authorized Dealer.

Defective products must be shipped, together with proof of purchase, prepaid insured to the SpeakerCraft Authorized Dealer from whom they were purchased, or to the SpeakerCraft factory at the address listed on this installation instruction manual. Freight collect shipments will be refused. It is preferable to ship this product in the original shipping container to lessen the chance of transit damage. In any case, the risk of loss or damage in transit is to be borne by the purchaser. If, upon examination at the Factory or SpeakerCraft Authorized Dealer, it is determined that the unit was defective in materials or workmanship at any time during this warranty period, SpeakerCraft or the SpeakerCraft Authorized Dealer will, at its option, repair or replace this product at no additional charge, except as set forth below. If this model is no longer available and can not be repaired effectively, SpeakerCraft, at its sole option, may replace the unit with a current model of equal or greater value. In some cases where a new model is substituted, a modification to the mounting surface may be required. If mounting surface modification is required, SpeakerCraft assumes no responsibility or liability for such modification. All replaced parts and product become the property of SpeakerCraft Inc. Products replaced or repaired under this Warranty will be returned to the original retail purchaser, within a reasonable time, freight prepaid.

This Warranty does not include service or parts to repair damage caused by accident, disaster, misuse, abuse, negligence, inadequate packing or shipping procedures, commercial use, voltage inputs in excess of the rated maximum of the unit, or service, repair or modification of the product which has not been authorized or approved by SpeakerCraft. This Warranty also excludes normal cosmetic deterioration caused by environmental conditions. This warranty will be void if the Serial Number on the product has been removed, tampered with or defaced.

This Warranty is in lieu of all other expressed warranties. If the product is defective in materials or workmanship as warranted above, the purchaser's sole remedy shall be repair or replacement as provided above. In no event will SpeakerCraft be liable for any incidental or consequential damages arising out of the use or inability to use the product, even if SpeakerCraft Inc. or a SpeakerCraft Inc. Authorized Dealer has been advised of the possibility of such damages, or for any claim by any other party. Some states do not allow the exclusion or limitation of consequential damages, so the above limitation and exclusion may not apply.

All implied warranties on the product are limited to the duration of this expressed Warranty. Some states do not allow limitation on the length of an implied warranty. If the original retail purchaser resides in such a state, this limitation does not apply.



---

SpeakerCraft offers a variety of accessories to make your installation of this and other SpeakerCraft products easy, economical, and professional. Contact your authorized SpeakerCraft Dealer for more information.

Should you have any questions regarding this, or any other SpeakerCraft product, please call our toll-free service hotline at 1-800-448-0976. We are available to assist you every weekday, except holidays, between the hours of 7:00 a.m. and 5:00 p.m. PST.