

European-style Keypads

EUROPEAN-STYLE KEYPADS

European-style keypads provide the ability to control and monitor lighting, audio, video, and other home systems throughout the home. The design of this keypad features large, rounded buttons, and large LEDs to clearly show lighting status. European-style keypads are available with master raise/lower and/or infrared receiver. Buttons are rounded, allowing engraving to be displayed at an upward angle and increasing readability.

FINISHES AND COLOURS

Available in black (BL) and white (WH) matt plastic finishes. Faceplates are also available in metal finishes. *See section 13.*

ORDERING METHOD

- 1) Order keypad with buttons/faceplate.
HWI-model-colour
- 2) After engraving is determined, order engraved faceplate with same number of buttons as control.
EFP-model-colour

EUROPEAN-STYLE KEYPADS

2-button



Keypad: HWI-2SE-XX
Faceplate only: EFP-2B-SL-XX
Description: 2-scene

4-button



Keypad: HWI-4SE-M-XX
Faceplate only: EFP-4SE-M-XX
Description: 4-scene with off and raise/lower



Keypad: HWI-4SE-IR-XX
Faceplate only: EFP-4SE-IR-XX
Description: 4-scene with off, raise/lower and IR receiver

8-button



Keypad: HWI-8SE-M-XX
Faceplate only: EFP-8SE-M-XX
Description: 8-scene with off and raise/lower



Keypad: HWI-8SE-IR-XX
Faceplate only: EFP-8SE-IR-XX
Description: 8-scene with off, raise/lower and IR receiver

Wallboxes

Model: EBB-15-RD
Description: Round plastic wallbox for European-style keypads (15 plastic wallboxes)

Model: EBB-15-SQ
Description: Square metal wallbox for European-style keypads (15 metal wallboxes)

European-style Keypads

BANG & OLUFSEN® COMPATIBLE KEYPADS

Bang & Olufsen compatible keypads have the same design and functionality as the normal European-style keypads. In addition, the Bang & Olufsen compatible keypads with an IR receiver allow the user to control the HomeWorks® system from a Bang & Olufsen Beo4® remote control.

FINISHES AND COLOURS

Available in black (BL) or white (WH) matt plastic finish or satin nickel (SN) metal finish. Engraving is also available.

ORDERING METHOD

- 1) Order keypad with buttons/faceplate.
HWI-model-colour
- 2) After engraving is determined, order engraved faceplate with same number of buttons as control.
EFP-model-colour

BANG & OLUFSEN® COMPATIBLE KEYPADS

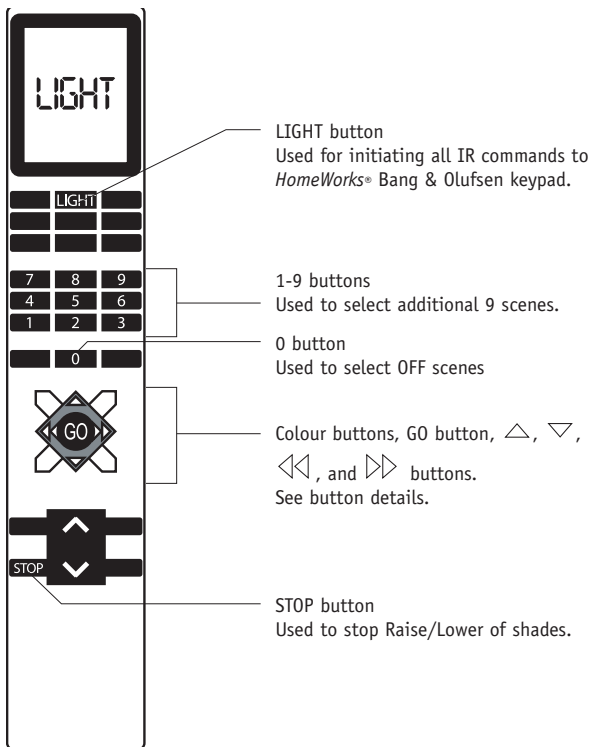


Figure 1 – Beo4® IR remote control button function (HWBO-4SE-IR and HWBO-8SE-IR only)

BANG & OLUFSEN COMPATIBLE KEYPADS

4-button



Keypad: HWBO-4SE-M-XX
Faceplate only: EFP-4SE-M-XX
Description: 4-scene with off and raise/lower



Keypad: HWBO-4SE-IR-XX
Faceplate only: EFP-4SE-IR-XX
Description: 4-scene with off, raise/lower and IR receiver

8-button



Keypad: HWBO-8SE-IR-XX
Faceplate only: EFP-8SE-IR-XX
Description: 8-scene with off, raise/lower and IR receiver

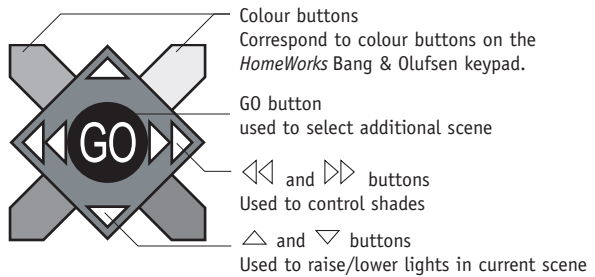
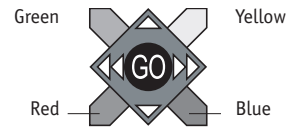


Figure 2 – Beo4 button detail

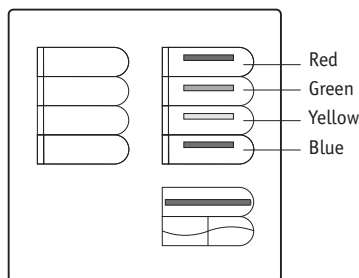
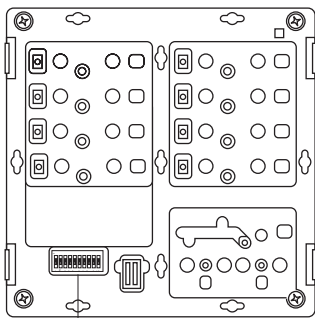


Figure 3 – keypad button detail (HWBO-8SE-IR shown)

European-style Keypads – Wiring and Mounting



DIP switches 1-5 for setting address. DIP switches 6-10 do not affect keypad address.

Figure 1 – keypad front view (faceplate removed)

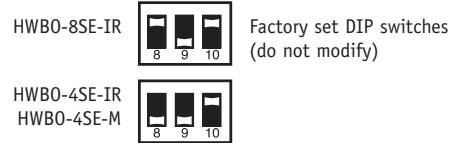

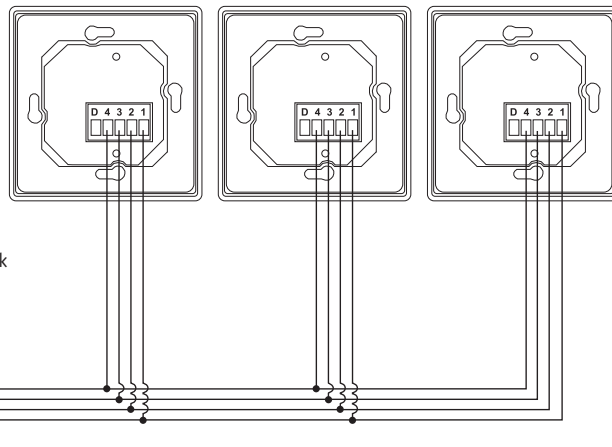


Figure 2 – factory set DIP switches



HomeWorks processor

Keypad rear view



Pins 1 and 2 – 1 pair 1.0mm² (#18 AWG) for power
Pins 3 and 4 – 1 pair 0.5-1.0mm² (#22-18 AWG) twisted/shielded for data
Lutron wire, model GRX-CBL-3465-500, may be used.

Figure 3 – wiring diagram

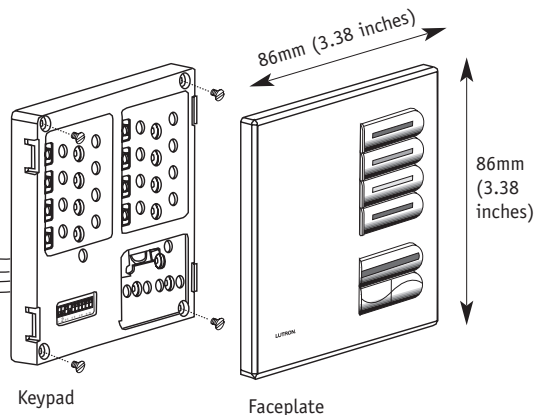
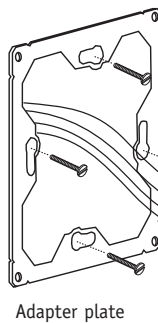
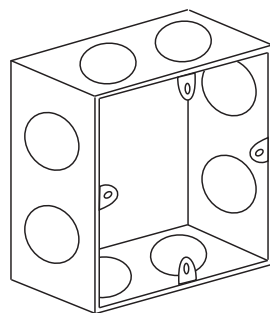
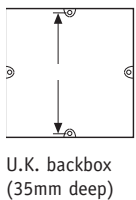


Figure 4 – mounting diagram