





GRAFIK 3000® SERIES ■

MULTI-SCENE PRESET LIGHTING CONTROL SYSTEM

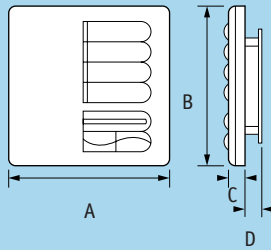
ACCESSORY CONTROLS

| | DESCRIPTION | FUNCTIONS |
|---|---|---|
|  | GRX-IT, GRX-8IT* Handheld Infrared Wireless Remote Control Transmitters | Controls 4 (or 8) scenes plus master raise/lower and Off. Recalls scenes or fine tunes light levels. Turns lights on or off. Note: Not included in 16 accessory maximum. |
|  | NTGRX-2B-SL Two-Button Entrance Control EGRX-2B-SL European-style Two-Button Entrance Control | Turns lights (scene 1) On or Off. Selects 2 scenes (either 1/Off, 9/10 or 13/14), partition opened/closed, panic station, sequencing, or raise/lower. |
|  | NTGRX-4S, NTGRX-4S-IR, NTGRX-4B Scene Selection Control with and without Infrared Receiver; Four-Button Control | Activates 4 scenes; master raise/lower and Off. Recalls or fine tunes light levels. Activates scenes 1-4, 5-8, 9-12, or 13-16; operates one or more GRAFIK Eye/GRAFIK Integrale Control Units. Scenes can be activated via infrared transmitter (on NTGRX-4S-IR only). |
|  | EGRX-4S, EGRX-4S-IR European-style Scene Selection Control with and without Infrared Receiver | Activates 4 scenes; master raise/lower and Off (-4S and -4S-IR only). Recalls or fine tunes light levels. Activates scenes 1-4, 5-8, 9-12, or 13-16; operates one or more GRAFIK Eye/GRAFIK Integrale Control Units. Scenes can be activated via infrared transmitter (on EGRX-4S-IR only). |

* ALL GRAFIK Eye/GRAFIK Integrale Control Units are equipped with an IR Receiver for use with Lutron GRX-IT and GRX-8IT handheld remote controls. The IR frequency for all Control Units is 40KHz. Any other device continuously operating in the frequency range from 30KHz to 50KHz may cause either no response or unwanted scene changes on the Control Unit.

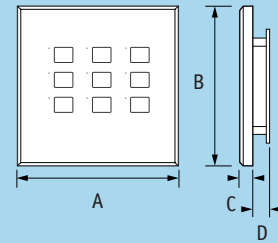
| | DESCRIPTION | FUNCTIONS |
|---|--|--|
|  | GRX-KP5 5-Button Scene Selection Control with Slim Buttons | Recalls preset light levels for 4 scenes (1-4 or 6-9) plus Off with fine-tuning or 5 scenes (1-5 or 6-10) plus Off with Full On (Scene 16); amber status LEDs standard. |
|  | GRX-KP-10 10-Button Scene Selection Control with Slim Buttons | Recalls preset light levels for 9 scenes (1-9 or 6-14) plus Off with fine-tuning or 10 scenes (1-10 or 6-15) plus Off with Full On (Scene 16); amber status LEDs standard. |
|  | GRX-KP-15 15-Button Scene Selection Control with Slim Buttons | Recalls preset light levels for scenes 1-14 plus Off with fine-tuning or scenes 1-15 plus Off with Full On (Scene 16); amber status LEDs standard. |
|  | GRX-LB6 6-Button Scene Selection Control with Large Buttons | Recalls preset light levels for 3 scenes (1-3 or 9-11) plus Off with fine-tuning of light levels or 5 scenes (1-5 or 9-13) plus Off; amber status LEDs standard. |
|  | GRX-LB9 9-Button Scene Selection Control with Large Buttons | Recalls preset light levels for 6 scenes (1-6 or 9-14) plus Off with fine-tuning of light levels or 8 scenes (1-8 or 9-16) plus Off; amber status LEDs standard. |

FIG. 1



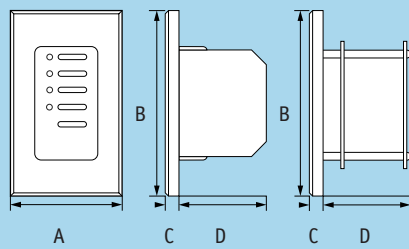
European-style Wallstation (EGRX-4S-IR shown)
Mount in single-gang UK/German wallbox.

FIG. 5



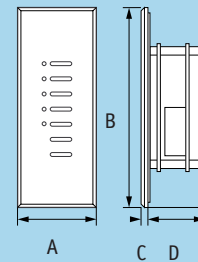
2-gang Scene Selection Control with Large or Slim Buttons (GRX-LB9 shown)
Mount in U.S. wallbox. (4)

FIG. 2



Single-gang Scene Selection Control (NTGRX-4S shown)
Mount in U.S. wallbox. (1)

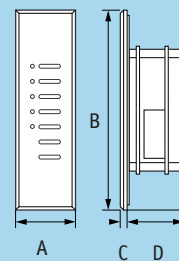
FIG. 6



Architrave Door Jamb Control-Wide (GRX-4S-DW)
Mounts directly in door jamb. (2)

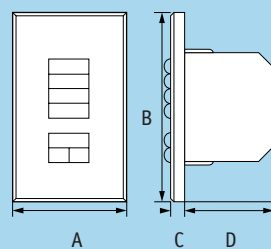
MOUNTING

FIG. 7



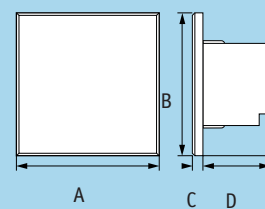
Architrave Door Jamb Control-Narrow (GRX-4S-DN)
Mounts directly in door jamb. (2)

FIG. 3



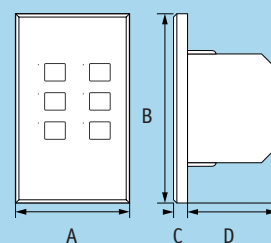
seeTouch (SG-4SN-WH_ shown)
Mount in U.S. wallbox. (1)

FIG. 8



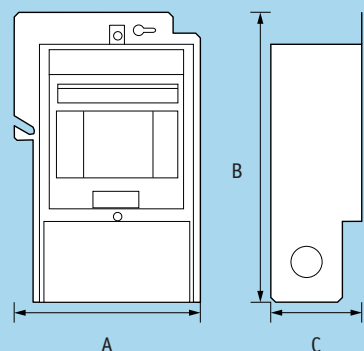
Power Booster (NGRX-PB, NGRX-ELVI)
Mount in U.S. wallbox. (4)

FIG. 4



Single-gang Scene Selection Control with Large or Slim Buttons (GRX-LB6 shown)
Mount in U.S. wallbox. (1)

FIG. 9



Interface Control (GRX-AV, -PRG, -RS232)
Mounts on 102mm (4") -square utility box. (3)

SEE INSTRUCTION SHEETS FOR DETAILS