


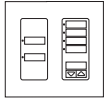
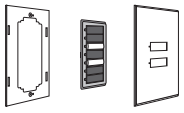



**ACCESSORIES**

How to Order seeTouch™

Use with GRAFIK Integrale™ and GRAFIK Eye® Models

1 SERIES	2 BUTTON CONFIGURATIONS/FEATURES	3 NON-INSERT OR INSERT
<p><b>SG</b></p> <p>Two options for GRAFIK Eye® lighting control systems.</p> <p><b>3000 and 4000 Series</b></p> <p><b>SG</b></p>	<p><b>2 B</b></p> <p>Choose the button configurations and features required.</p> <p><b>Non-Insert (N) Models</b></p>  <p>2BN 4BN 4SN 4SIRN 4MN 4PSN 4NRLN PRON</p> <p><b>INSERT (I) MODELS</b></p>  <p>2BI 4BI 4SI 4SIRI 4MI 4PSI 4NRLI PROI</p>	<p><b>N</b></p> <p>Use NON-INSERT (N) Models for a clean single-gang look. Use INSERT (I) Models for multigang applications.</p>  <p>Non-Insert for single-gang use</p>  <p>Insert for multigang use</p>
<p><b>Button Replacement Kits</b></p> <p><b>SR</b></p>	<p><b>Non-Insert (N) Models</b></p>  <p>Includes wallplate adapter, button assembly, wallplate</p> <p><b>Insert (I) Models</b></p>  <p>Includes wallplate adapter, button assembly, wallplate</p>	<p><b>Tip!</b></p> <p>Use Button Replacement Kits to:</p> <ul style="list-style-type: none"> <li>◇ Change colours, button configurations, and engraving</li> <li>◇ Change between Insert and Non-Insert</li> <li>◇ Order Non-Standard Text Engraving</li> </ul>

EXAMPLE OF METAL seeTOUCH WITH NON-STANDARD TEXT ENGRAVING

**Customer requests a 4SIR control in SN with non-standard text engraving.**

- 1 Order: **SG-4SIRN-BL-EGN**  
This will provide a 4-button seeTouch Control with IR in BLACK with English Language General Engraving.
- 2 When engraving information is determined, order: **SR-4SIRN-SN-NST**  
This will provide a seeTouch Button Replacement Kit for a 4-Button Control with IR in SATIN NICKEL with Non-Standard Text Engraving.

Example: **SG-2BN-WH-E01**

① **SG** - ② **2BN** - ③ **WH** - ④ **E** ⑤ **01**

④ COLOURS/FINISHES

**WH**

There are 19 Colour/Finish options. Insert a Colour/Finish code into the model number.

**Matt Finishes:**

White **WH**  
Ivory **IV**  
Beige **BE**  
Grey **GR**  
Brown **BR**  
Black **BL**

**Gloss Finishes: †**

White **GWH**  
Light Almond **GLA**

**Metal Finishes:**

Satin Brass **SB**  
Bright Brass **BB**  
Bright Chrome **BC**

**Custom Metal Finishes:**

Antique Brass **QB**  
Antique Bronze **QZ**  
Satin Chrome **SC**  
Satin Nickel **SN**  
Bright Nickel **BN**  
Clear Anodized Aluminium **CLA**  
Black Anodized Aluminium **BLA**  
Brass Anodized Aluminium **BRA**

† Gloss available for Insert models only.

⑤ LANGUAGE

**E**

Standard Text Engraving is available in 13 languages. Insert a language code into the model number.

Arabic **A**  
Chinese **C**  
Danish **D**  
Dutch **N**  
English **E**  
French **F**  
German **G**  
Italian **I**  
Japanese **J**  
Portuguese, Brazil **B**  
Portuguese, Europe **P**  
Spanish, Europe **S**  
Spanish, Americas **L**

Note: Language is not required for non-standard text engraving **NST**, see right.

⑥ GENERAL AND STANDARD ENGRAVING

**01**

There are 3 options for ordering engraving. Insert an engraving code into the model number.

**General Engraving**

Add **GN** to model number. Language code is required.

**Standard Engraving**

**01** — **99**

Available in a number of choices, **01** shown.

Language code and engraving number is required.

See [www.lutron.com/see-touch](http://www.lutron.com/see-touch) for more choices.

**NON-STANDARD ENGRAVING**

(**SR**) ONLY

**NST**

Offers customised button engraving to suit particular needs. To order, contact Lutron Customer Service.

Add **NST** to model number.

No language code is required.

Example: **SR-2BN-WH-NST**

**SR** - **2BN** - **WH** - **NST**